


Stainless steel doors
and **pvc windows**



Your door: customised,
maintenance-free
and delivered rapidly

Table of contents

About us	4	Fire doors	16
Interior doors	6	Plastic windows	18
Exterior doors	8	Customised windows and frames	20
Double doors	10	Dimensions	22
Burglar-resistant doors	12	Stock	25
Sliding doors	14	Cold store doors	26



Call us or e-mail us
for an appointment!

About us

INOXdoors is a young, motivated company that produces stainless steel doors and boasts a wealth of experience in customisation. No two stables, barns or production halls are the same, so specific solutions are often required to meet your exact requirements. We are proud to be able to offer them.

Doors and windows in commercial spaces are used frequently, so solid and reliable products are essential. Durability, dependability and a high-quality finish are the values to which INOXdoors aspires.

And with short lines of communication and flexibility, customisation no longer needs to be a protracted, expensive option. We deliver your doors within three weeks at an attractive price.

Curious as to what we can do for you?
Call us or e-mail us for an appointment.



Wicket doors for indoors

INOXindoors is the perfect maintenance-free door for indoors — a sleek, insulated door finished with fine stainless steel edging. The door is produced from extremely hard-wearing material, making it ideal for use in areas with heavy traffic.

Properties of INOXindoors:

- ▶ Choice of two door leaves: insulated PVC or sandwich panel
- ▶ Window frame and edging around the door leaf in brushed stainless steel
- ▶ Stainless steel lock and plastic door handle
- ▶ EPDM seal
- ▶ Optional threshold
- ▶ PVC supplied in grey (RAL 7035) and white (RAL 9016) as standard; sandwich supplied in grey white (RAL 9002) as standard
- ▶ Optional 600 x 300 mm black plastic window frame
- ▶ Maximum door dimensions: 1400 x 3000 mm
- ▶ Optional gate-type lock
- ▶ Standard dimensions of 1000 x 2125 mm available from stock





Wicket doors for outdoors

The door for outdoors — durable, hard-wearing and to your requirements. Choose from a selection of door leaves and colours.

Properties of INOXoutdoors:

- ▶ Choice of two door leaves: sandwich panel or polyester panel
- ▶ Window frame and edging around the door leaf in brushed stainless steel
- ▶ Stainless steel lock and plastic door handle (stainless steel door handle optional)
- ▶ EPDM seal
- ▶ Optional threshold
- ▶ External panel available in black, white, green or anthracite
- ▶ The interior panel is white as standard; other colours available on request
- ▶ Optional aluminium window frame (600 x 600/800 mm)
Other dimensions available on request
- ▶ Maximum door dimensions: 1400 x 3000 mm
- ▶ Optional: three-point cylinder-operated lock
- ▶ Optional: combination lock



Double doors

Double doors for indoors and outdoors. Ideal for locations with a lot of in and out traffic, especially with large objects. It's easy to create a large opening, without a centre post.

Assemble the door to your requirements, with a choice of different door leaves and colours.



Properties of double INOXindoors/INOXoutdoors:


- ▶ Choice of different door leaves
- ▶ Window frame and edging around the door leaf in brushed stainless steel
- ▶ Stainless steel lock and plastic door handle
- ▶ EPDM seal
- ▶ Active door on the left or right possible
- ▶ External panel available in black, white, green or anthracite
- ▶ The interior panel is white as standard; other colours available on request
- ▶ Optional aluminium window frame (600 x 600/800 mm) Other dimensions available on request
- ▶ Maximum door dimensions: 3,000 x 3000 mm
- ▶ Optional three-point cylinder-operated lock
- ▶ Optional combination lock

Twice the benefit
from your door





Additional intrusion
protection



Burglar-resistant doors with double seal

INOXoutdoors with double seal. The same quality and options as INOXoutdoors, but with additional intrusion protection. The double seal and lock joints can be finished with a stainless steel profile.

A durable, hard-wearing door assembled according to your requirements. Choose from a selection of door leaves and colours.

Properties of INOXoutdoors DA:

- ▶ Choice of two door leaves: sandwich panel or polyester panel
- ▶ Window frame and edging around the door leaf in brushed stainless steel
- ▶ Stainless steel lock and plastic door handle
- ▶ Double seal and lock joints finished with a stainless steel profile
- ▶ Optional threshold
- ▶ External panel available in black, white, green or anthracite
- ▶ The interior panel is white as standard; other colours available on request
- ▶ Optional aluminium window frame (600 x 600/800 mm)
Other dimensions available on request
- ▶ Maximum door dimensions: 1400 x 3000 mm
- ▶ Optional three-point cylinder-operated lock
- ▶ Optional combination lock




Sliding doors

INOX sliding doors are a high-quality solution for areas in which you want to save space. Our sliding doors are suitable for use both indoors and outdoors. The addition of a window provides extra daylight.

Choose from galvanised rails without covering cap or brushed stainless steel rails which also function as a covering cap.

Properties of sliding INOXindoors/INOXoutdoors:

- ▶ Galvanised or brushed stainless steel rails
- ▶ Choice of different door leaves
- ▶ Choice of sliding direction — left or right
- ▶ Single or double leaf
- ▶ Stainless steel door leaf edging and handle
- ▶ Plastic bottom guide
- ▶ Optional aluminium window frame (600 x 600/800 mm)
Other dimensions available on request



**A PERFECT
SPACE-
SAVING
SOLUTION**



Fire doors

Fire resistance of **60 minutes**

Our fire doors provide 60 minutes of fire resistance and have been developed in accordance with EI2 and EN-1634-1. Also available with fire resistance of 30, 90 and 120 minutes.

Doors are available in the following standard dimensions:

- ▶ 970 x 2145 mm
- ▶ 1020 x 2345 mm

Double fire doors are available in the following standard dimensions:


- ▶ 1825 x 2145 mm
- ▶ Customised doors available on request.

Properties of INOX fire doors:

- ▶ Without threshold
- ▶ Door closer recommended
- ▶ Colour RAL 9002



Fire resistance
for safety





Plastic windows

Plastic INOXwindows are the perfect companion to INOX wicket doors, being equally low maintenance and providing extra daylight inside. Windows are available in different sizes and have a tilt position. Choice of frame with or without cover flange.

Properties of INOXwindows:

- ▶ White plastic
- ▶ Available with or without cover flange
- ▶ Includes tilt position
- ▶ 24 mm insulating glass

The most common installation dimensions:

- ▶ 800 x 600 mm
- ▶ 1000 x 800 mm
- ▶ 1000 x 1000 mm
- ▶ 2000 x 1000 mm
- ▶ All dimensions available on request!

**GET MORE
DAYLIGHT
INSIDE**



Customised windows

Anything is possible

In addition to standard dimensions, plastic windows are also available in customised dimensions for installation in non-standard locations such as the end elevation of buildings. These windows are delivered within four weeks. Finish and colours are identical to our standard products for a consistent appearance.



Customised



Business as usual at
INOXdoors



Rapid delivery



A perfect fit

Our windows fit exactly, and installation takes no time at all! All you need is one tool!

Tilting window

Windows from Inoxdoors are available with fixed glass, a tilt position and rotating/tilt position.

Finish

Windows have an interior and exterior section for a quick and easy finish. No need for flashing, which is a major time and cost saver.



Click system

Easy installation

Plastic windows can be installed without the need for tools. All you really need is a mallet to knock the frame into place. The click system engages to ensure that the window locks tightly into the wall. Simplicity and quality in one smart solution!

-  Installation without tools
-  Lightweight frame
-  The perfect fit for sandwich panels

Step 1 position



Step 2 knock into place

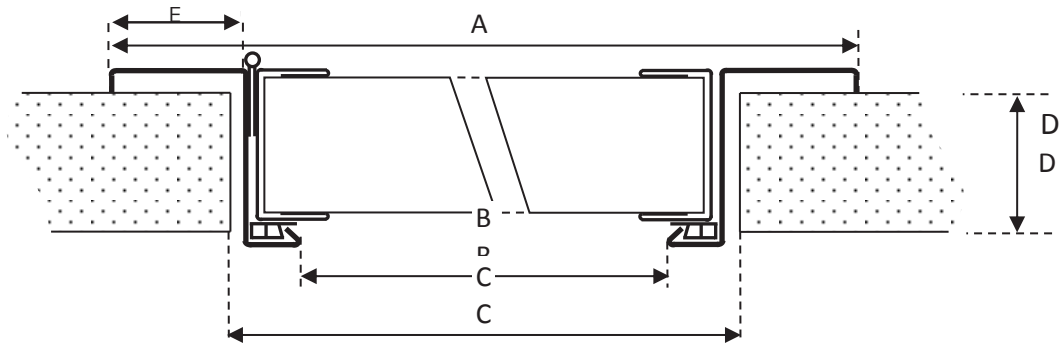


Step 3 finish



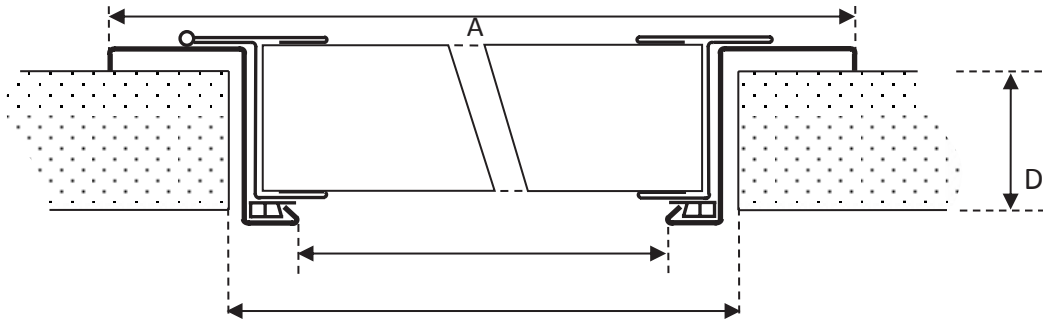
Single frame

A	Frame width	Daylight opening + 85 mm
B	Passage opening	Daylight opening - 58 mm
C	Daylight opening	Up to 1400 mm
D	Wall thickness	From 40 mm
E	Frame covering	50 mm wide



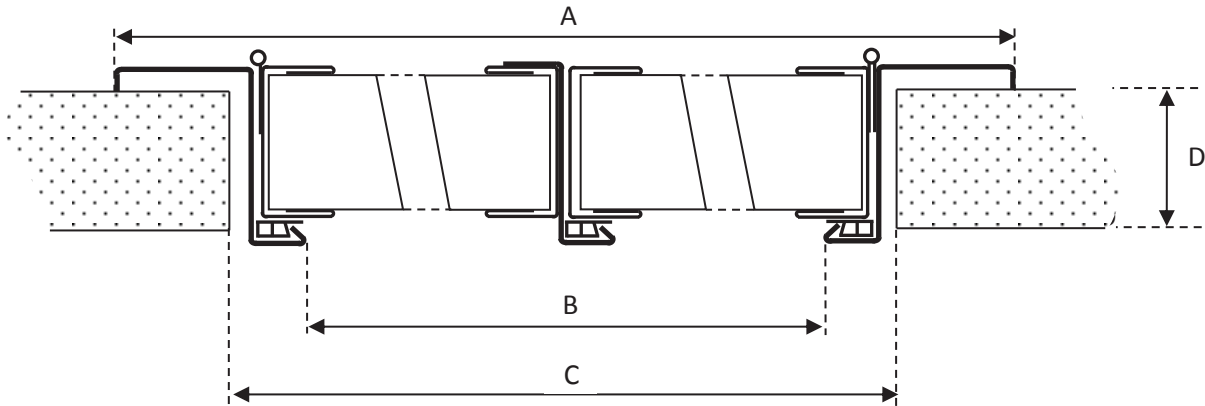
DA frame

A	Frame width	Daylight opening + 85 mm
B	Passage opening	Daylight opening - 58 mm
C	Daylight opening	Up to 1400 mm
D	Wall thickness	From 40 mm



Double frame

A	Frame width	Daylight opening + 85 mm
B	Passage opening	Daylight opening - 58 mm
C	Daylight opening	Up to 2,900 mm
D	Wall thickness	From 35 mm

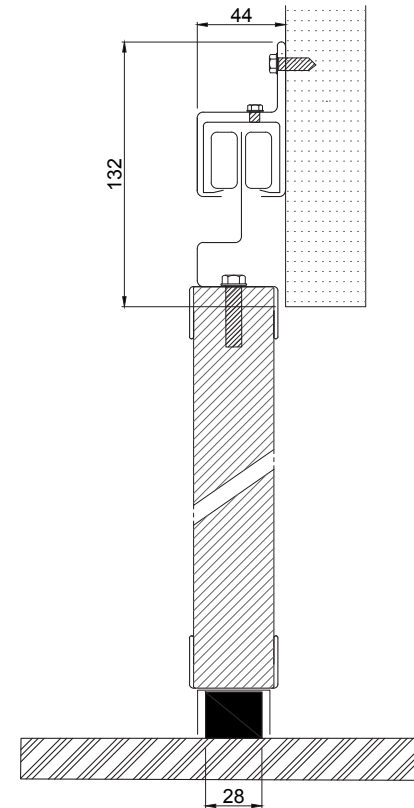
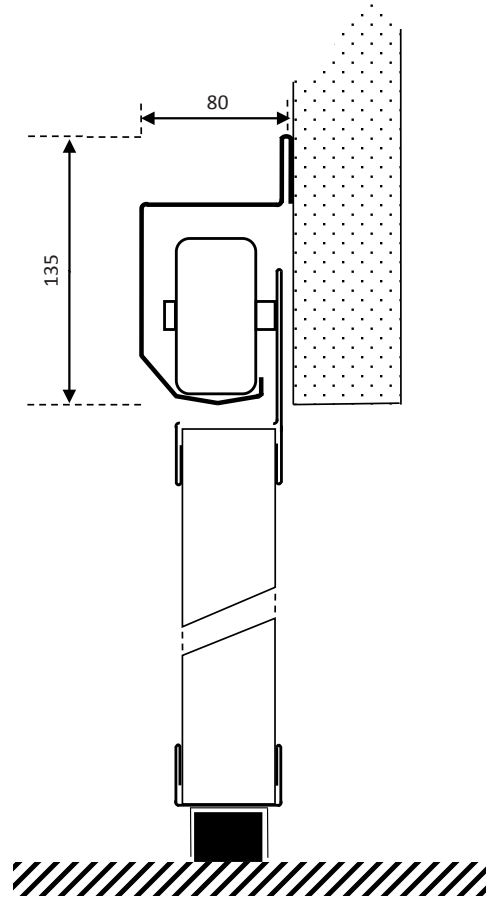


Sills

	Installation angle	Standard sill	Low sill
A (height)	20 mm	70 mm	20 mm
B (width)	60 mm	65 mm	65 mm

		Installation angle	Standard sill	Low sill

Sliding door stainless steel rails



Stock

Our standard interior and exterior doors are kept in stock. Suitable for standard opening dimensions 1000 x 2125 mm.

Interior doors in grey and white (standard sill or diagonal installation). Exterior doors are available with standard sill from stock in anthracite, black, juniper green and white.

- ✓ Low-maintenance
- ☀ Durable
- 🔧 Reliable customisation
- 🚚 Rapid delivery





Cold store doors

We will ensure that your customised cold store door satisfies your requirements to help maintain the ideal conditions inside your air-conditioned room.

The added value of Inoxdoors:

- ▶ Customised doors
- ▶ In-house production in Lunteren
- ▶ Suitable for intensive production environments



**RAPID
DELIVERY
IN VARIOUS
COLOURS**



We deliver your order
to your location.



De Stroet 2a
6741 PT Lunteren

+31 (0) 318 484985
info@inoxdoors.com

www.inoxdoors.com